

ADVANCING THE FILO DEL SOL COPPER-GOLD-SILVER PROJECT IN SOUTH AMERICA

Corporate Presentation – March 2020



www.filo-mining.com

TSXV: FIL | Nasdaq First North Growth Market: FIL

CAUTIONARY STATEMENT



Certain statements made and information contained in this presentation constitutes "forward-looking information" and "forward-looking statements" within the meaning of applicable securities legislation (collectively, "forward-looking information"). The forward-looking information contained in this presentation is based on information available to the Company as of the date of this presentation. Except as required under applicable securities legislation, the Company does not intend, and does not assume any obligation, to update this forward-looking information. Generally, this forward-looking information can frequently, but not always, be identified by use of forward-looking terminology such as "plans", "expects" or "does not expect", "is expected", "budget", "scheduled", "estimates", "forecasts", "intends", "anticipates" or "does not anticipate", or "believes", or variations of such words and phrases or statements that certain actions, events, conditions or results "will", "may", "could", "would", "might" or "will be taken", "occur" or "be achieved" or the negative connotations thereof. All statements other than statements of historical fact may be forward-looking statements.

Forward-looking statements contained in this presentation include statements regarding the results of the Pre-Feasibility Study "PFS" and the anticipated capital and operating costs, sustaining costs, net present value, internal rate of return, payback period, process capacity, average annual metal production, average process recoveries, anticipated mining and processing methods, proposed PFS production schedule and metal production profile, anticipated construction period, anticipated mine life, expected recoveries and grades, expected SART (sulfidization, acidification, recycling and thickening) recovery and cost savings, anticipated production rates, infrastructure, social and environmental impact studies, availability of labour, tax rates and commodity prices that would support development of the Filo del Sol Project. Information concerning mineral resource/reserve estimates and the economic analysis thereof contained in the results of the PFS are also forward-looking statements in that they reflect a prediction of the mineralization that would be encountered, and the results of mining, if a mineral deposit were developed and mined. Although Filo Mining believes that the expectations reflected in such forward-looking statements and/or information are reasonable, undue reliance should not be placed on forward-looking statements since Filo Mining can give no assurance that such expectations will prove to be correct. These statements involve known and unknown risks, uncertainties and other factors that may cause actual results or events to differ materially from those anticipated in such forward-looking statements, including the risks, uncertainties and other factors identified in Filo's periodic filings with Canadian securities regulators, including the Company's Annual Information Form available under the Company's profile at www.sedar.com. In addition, these statements involve assumptions made with regard to the Company's ability to develop the Filo del Sol Project and to achieve the results outlined in the PFS; the ability to raise the capital required to fund construction and development of the Filo del Sol Project; and the results and impact of future exploration at Filo del Sol.

Statements relating to "mineral resources" are deemed to be forward-looking information, as they involve the implied assessment, based on certain estimates and assumptions that the mineral resources described can be profitably produced in the future.

The forward-looking statements contained in this presentation are made as at the date of this presentation and Filo does not undertake any obligations to publicly update and/or revise any of the included forward-looking statements, whether as a result of additional information, future events and/or otherwise, except as may be required by applicable securities laws. Forward-looking information is provided for the purpose of providing information about management's current expectations and plans and allowing investors and others to get a better understanding of the Company's operating environment. Forward-looking information is based on certain assumptions that the Company believes are reasonable, including that the current price of and demand for commodities will be sustained or will improve, the supply of commodities will remain stable, that the general business and economic conditions will not change in a material adverse manner, that financing will be available if and when needed on reasonable terms and that the Company will not experience any material labour dispute, accident, or failure of plant or equipment. These factors are not, and should not be construed as being, exhaustive. Although the Company has attempted to identify important factors that would cause actual results to differ materially from those contained in forward-looking information, there may be other factors that cause results not to be as anticipated, estimated, or intended. There can be no assurance that such statements will prove to be accurate, as actual results and future events could differ materially from those anticipated in such statements. All of the forward-looking information contained in this document is qualified by these cautionary statements. Readers are cautioned not to place undue reliance on forward-looking information due to the inherent uncertainty thereof.

Estimates of Mineral Reserves and Mineral Resources

Information regarding reserve and resource estimates has been prepared in accordance with Canadian standards under applicable Canadian securities laws, and may not be comparable to similar information for United States companies. The terms "Mineral Resource", "Measured Mineral Resource", "Indicated Mineral Resource" and "Inferred Mineral Resource" used in this presentation are Canadian mining terms as defined in accordance with NI 43-101 under guidelines set out in the Canadian Institute of Mining, Metallurgy and Petroleum ("CIM") Standards on Mineral Resources and Mineral Reserves adopted by the CIM Council on May 10, 2014. While the terms "Mineral Resource", "Measured Mineral Resource", "Indicated Mineral Resource" and "Inferred Mineral Resource" are recognized and required by Canadian regulations, they are not defined terms under standards of the United States Securities and Exchange Commission. Under United States standards, mineralization may not be classified as a "reserve" unless the determination has been made that the mineralization could be economically and legally produced or extracted at the time the reserve calculation is made. As such, certain information contained in this presentation concerning descriptions of mineralization and resources under Canadian standards is not comparable to similar information made public by United States companies subject to the reporting and disclosure requirements of the United States Securities and Exchange Commission. An "Inferred Mineral Resource" has a great amount of uncertainty as to its existence and as to its economic and legal feasibility. It cannot be assumed that all or any part of an "Inferred Mineral Resource" will ever be upgraded to a higher category. Under Canadian rules, estimates of Inferred Mineral Resources may not form the basis of feasibility or other economic studies. Readers are cautioned not to assume that all or any part of Measured or Indicated Resources will ever be converted into Mineral Reserves. Readers are also cautioned not to assume that all or any part of an "Inferred Mineral Resource" exists or is economically or legally mineable. In addition, the definitions of "Proven Mineral Reserves" and "Probable Mineral Reserves" under CIM standards differ in certain respects from the standards of the United States Securities and Exchange Commission. "Mineral Resources" that are not Mineral Reserves" do not have demonstrated economic viability.

Non-IFRS Measures

This presentation refers to certain financial measures, such as pre-production capital costs, initial capital expenditures, sustaining capital expenditure, closure costs, C1 cash costs, payback period, undiscounted after-tax cash flow, and net present value, and other financial metrics which are not measures recognized under IFRS and do not have a standardized meaning prescribed by IFRS. In the mining industry, these are common performance measures but may not be comparable to similar measures presented by other issuers. The Company believes that, in addition to conventional measures prepared in accordance with IFRS, certain investors use this information to evaluate the Company's performance and ability to generate cash flow. Accordingly, it is intended to provide additional information and should not be considered in isolation or as a substitute for measures of performance prepared in accordance with IFRS.

Qualified Persons

Mr. Bob Carmichael, B.A.Sc., P. Eng., is the Qualified Person as defined by NI 43-101. Mr. Carmichael is Vice President, Exploration for the Company and has reviewed and approved the technical information contained in this presentation.

FILO MINING CORP.



COMPANY PROFILE

South American
Advanced
Exploration
Company

Project – Filo de Sol (100% interest)
Current Indicated Resource of:

- » **4.4m Ounces of Gold**
- » **147m Ounces of Silver**
- » **3.1b Pounds of Copper**

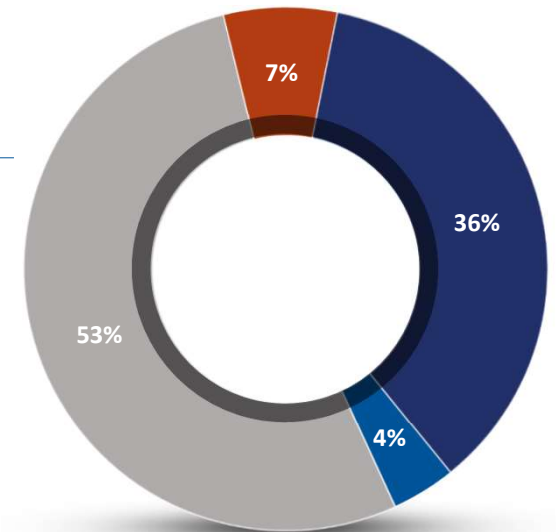
CAPITAL STRUCTURE

FIL	TSXV, Nasdaq First North Growth Market
\$2.00	Share Price (CAD)
88.1 M	Issued & Outstanding Shares
\$176.5 M	Market Cap. (CAD)
\$3.25/\$1.80	52 week high/low (CAD)

current slide data as of February 21, 2020

SHARE OWNERSHIP

- Top 5 Institutional Holders
- Lundin Trusts
- Board & Management
- Other



LUNDINGROUP

FILO DEL SOL PROJECT



Filo del Sol hosts a high-sulphidation epithermal copper-gold-silver deposit associated with a large porphyry copper-gold system.



Located in San Juan, Argentina & Chile

- » Pro-mining jurisdictions
- » Mining Integration and Complementation Treaty for cross-border projects



Positive PFS Released January 2019

- » Heap Leach – oxides only
- » Nearby water source identified



Successful 2018/19 drill campaign

- » Continuous mineralization 3km N-S distance, open along strike and at depth
- » Extended depth of mineralization from 530m to 1,025m (~500m)



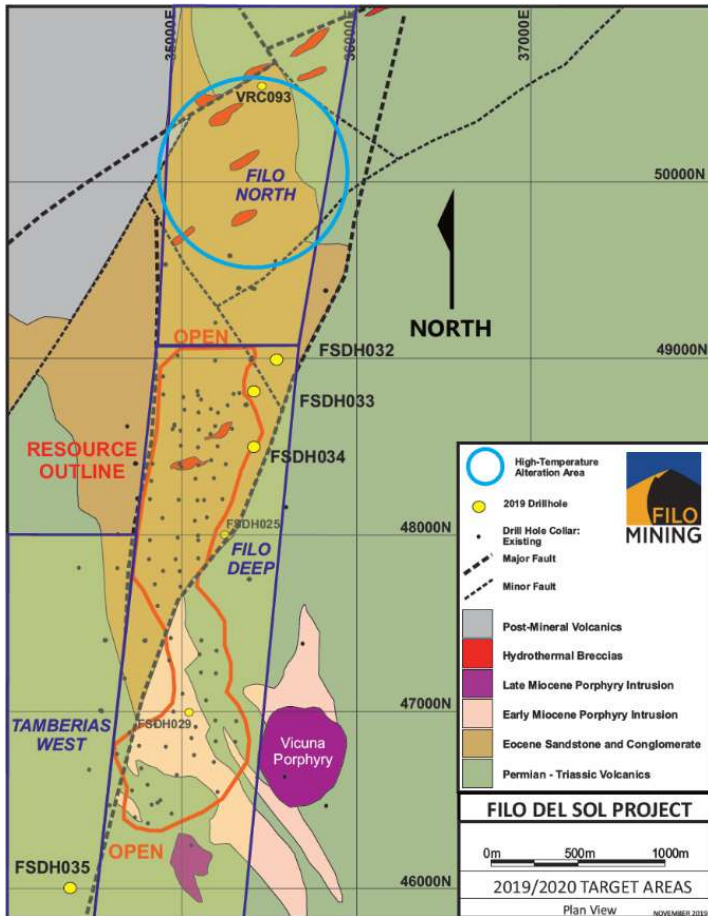
Launched Aggressive 2019/20 Exploration Program



EXPLORATION

Filo Mining | Corporate Presentation | February 2020

2019 / 2020 FIELD PROGRAM PLANS



Plans

- » Approximately 10,000m of drilling planned – diamond & RC
- » Drone magnetometer & 3D induced polarization ("IP") geophysical surveys



Targets

Filo Deep Area
Three holes underway & testing massive sulphide potential

Tamberias West
Recently permitted epithermal alteration target at surface

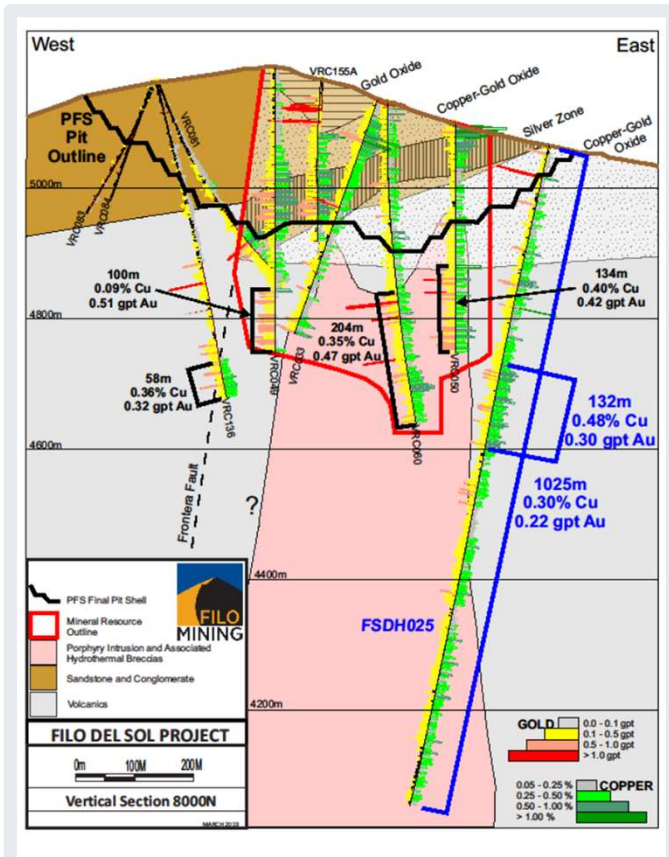
Filo North
Strong alteration typical of shallow levels of epithermal deposits



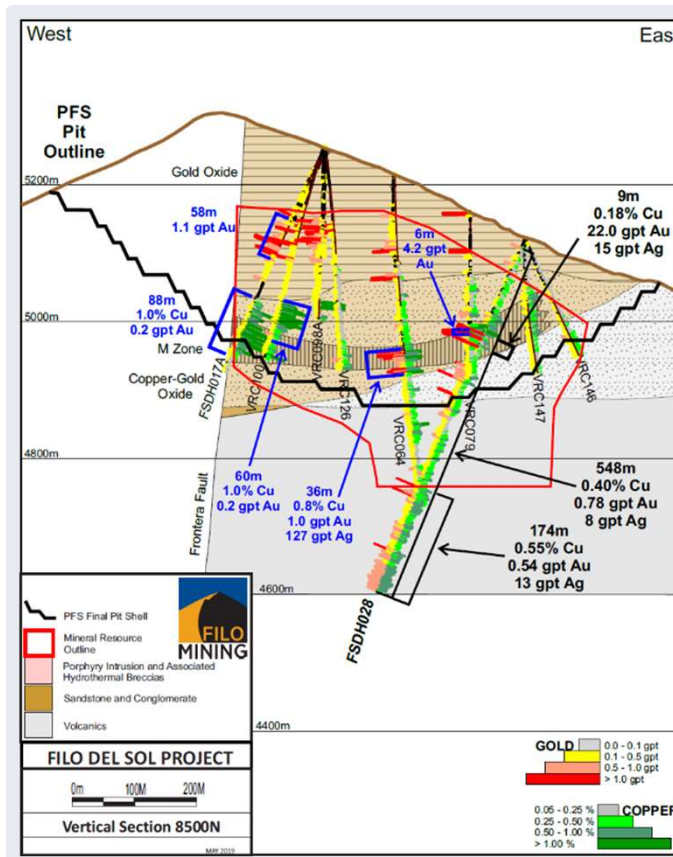
Results

- » Initial assays received and reported for the completed portion of the first two holes which are still underway


2018/2019 DRILLING RESULTS



See News Release dated March 18, 2019 entitled "Filo Mining Drills 1,025 Metres of 0.30% Copper and 0.22 g/t Gold at Filo del Sol – Demonstrating the Presence of a Significant Copper-Gold Porphyry Deposit Underlying the Current Resource".



See News Release dated May 17, 2019 entitled "Filo Mining Drill 548 Metres of 0.40% Copper and 0.78 G/T Gold at Filo del Sol – Including 9 metres of 22.04 G/T Gold".



2019 / 2020 INITIAL DRILL RESULTS



PARTIAL ASSAYS FOR THE COMPLETED PORTIONS OF THE FIRST TWO HOLES:

FSDH032: highlight intercept of **600m @ 0.67% Cu, 0.44 g/t Au, 16.2 g/t Ag**

FSDH033: highlight intercept of **50m @ 1.31% Cu, 0.68 g/t Au, 1.8 g/t Ag**

- » Both holes are planned to a depth of 1,000m: note that the “highlight intercepts” occur at the current end of each hole indicating they are still in strong copper-gold mineralization
- » Initial results from FSDH032 extends the current resource by 600m at depth and leaves it open to the northeast, while FSDH033 follows up on a 2018/2019 hole that was abandoned short of its target depth
- » Complete assays for these, and other holes, will be released once all data has been received and verified

Hole-ID	From (m)	To (m)	Length (m)	Cu %	Au g/t	Ag g/t	CuEq % ¹
FSDH032	192.0	978.0*	786.0	0.57	0.40	13.6	0.97
incl	378.0	978.0	600.0	0.67	0.44	16.2	1.12
and incl	492.0	702.8	210.8	0.90	0.54	19.5	1.46
FSDH033	96.0	366.0*	270.0	0.48	0.52	23.5	1.06
incl	176.0	366.0	190.0	0.57	0.58	33.1	1.27
incl	176.0	226.0	50.0	1.31	0.68	1.8	1.82
and incl	264.0	284.0	20.0	0.03	0.42	223.1	2.19

*Current End of Hole – holes will continue to progress through February

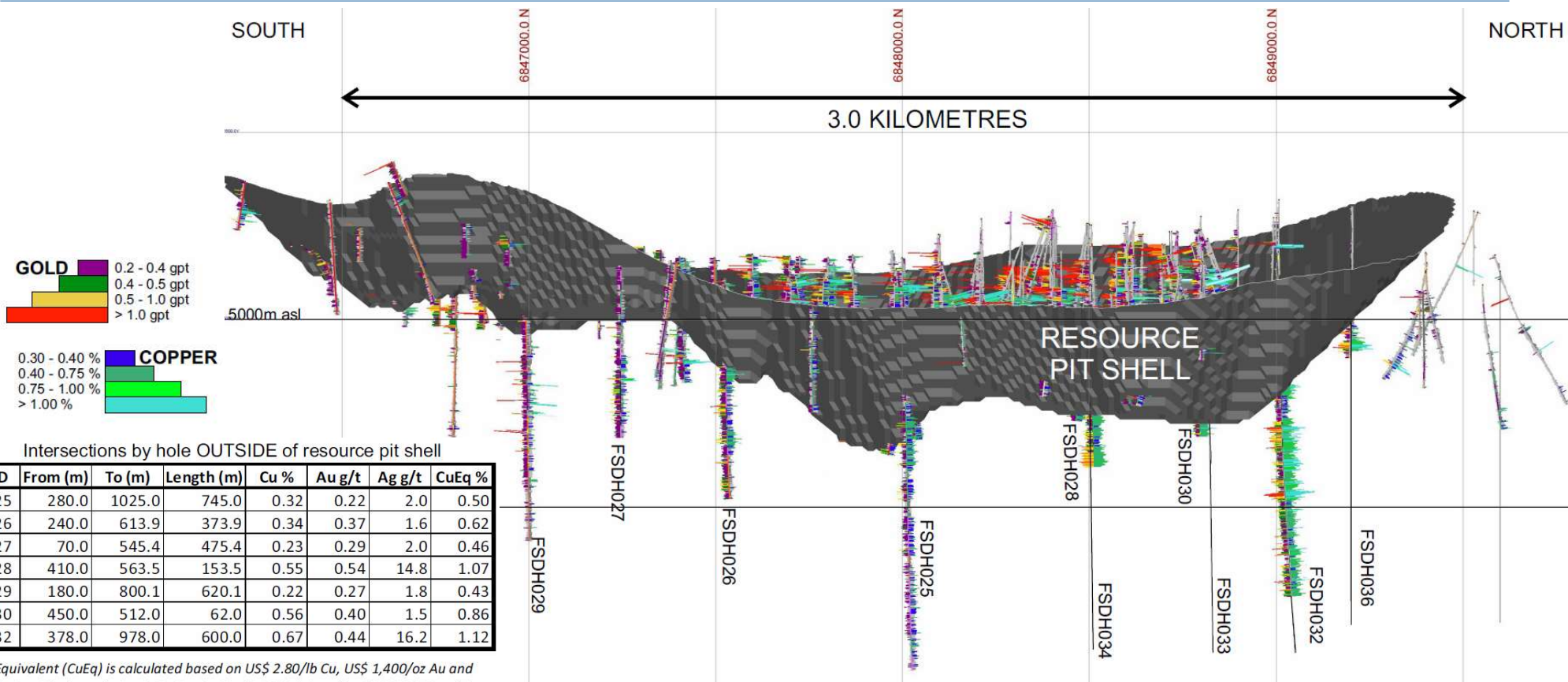
¹ Copper Equivalent (CuEq) is calculated based on US\$ 2.80/lb Cu, US\$ 1,400/oz Au and US\$ 16/oz Ag. The formula is: $CuEq \% = Cu \% + (0.7292 * Au \text{ g/t}) + (0.0083 * Ag \text{ g/t})$.

See News Release dated February 20, 2020 entitled “Filo Mining Drills 600 Metres of 1.12% CuEq (0.67% Copper and 0.44 g/t Gold) in Step-Out Hole at Filo del Sol”.

2019 / 2020 RESULTS & ADDITIONAL TARGETS



ADDITIONAL HOLES UNDERWAY / COMPLETE:



COMPARISON WITH GLOBAL COPPER INTERCEPTS



Best holes over the past 12 months with Copper as the primary commodity

Date	Hole Number	Project	Country	Company	From (metres)	To (metres)	Interval (metres)	CuEq (%)	CuEq Grade x Interval ¹ (%-m)	Source Document
2019-07-25	AK-19-031	AntaKori	Peru	Regulus Resources Inc.	3.70	613.90	610.20	1.553	947.795	Regulus Rsrc Inc PR
2020-02-20	FSDH032	Filo del Sol	Argentina	Filo Mining Corp.	192.00	978.00	786.00	0.926	727.836	Filo Mining PR
2020-01-29	RC595	Red Chris	Canada	Newcrest Mining Ltd.	394.00	1,114.00	720.00	0.925	665.912	Imperial Metals PR
2019-02-27	WINU0006	Winu	Australia	Rio Tinto	46.00	809.00	763.00	0.865	660.048	Rio Tinto PR
2019-12-04	CRP0020D	Cortadera	Chile	Hot Chili Ltd.	0.00	972.00	972.00	0.647	629.030	Hot Chili Ltd PR
2019-10-17	AD26	Oak Dam	Australia	BHP Group	1,247.00	1,452.00	205.00	3.006	616.171	BHP Grp PR
2019-07-17	TTD112	Tatogga	Canada	GT Gold Corp.	21.00	705.90	684.90	0.883	604.872	GT Gold Corp PR
2019-10-03	ALD-19-212	Altar	Argentina	Aldebaran Resources Inc.	237.50	1,379.00	1,141.50	0.525	599.608	Aldebaran Rsrc Inc PR
2019-04-10	CSD-18-075	Cascabel	Ecuador	SolGold	320.00	2,238.00	767.00	0.528	404.595	Cornerstone PR
2019-06-20	FVS-394	MCSA Complex	Brazil	Ero Copper Corp.	221.90	249.90	28.10	12.600	354.060	Ero Copper PR
2019-08-18	D1571	Kamoa-Kakula	DRC	Ivanhoe Mines Ltd.	NA	NA	18.86	18.000	339.480	Ivanhoe Mines PR
2019-08-13	DDH19-SD-428D	Stardust	Canada	Sun Metals Corp.	493.45	635.80	142.35	2.351	334.623	Sun Metals Corp PR
2019-04-01	JMDH099	Josemaria	Argentina	Josemaria Resources Inc.	16.00	440.00	424.00	0.773	327.828	Josemaria Rsrc PR

Filo's FSDH032 ranks as the second best copper intercept globally over the past 12 months

Source: SNL Metals & Mining, Drill Results – Copper, filtered by period for the last year, as of February 2020

¹ *Copper Equivalent (CuEq) Grades as produced by SNL. CuEq Grade x Interval calculated by multiplying the CuEq% by the interval metres.*

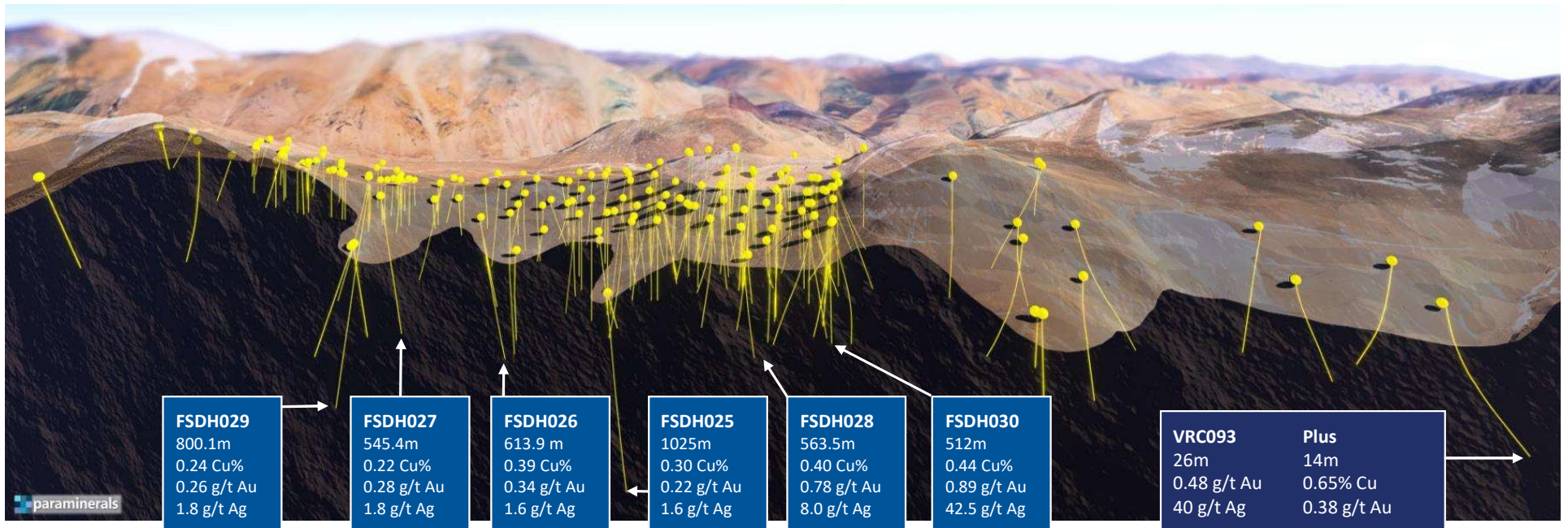
POTENTIAL TO EXTEND RESOURCE



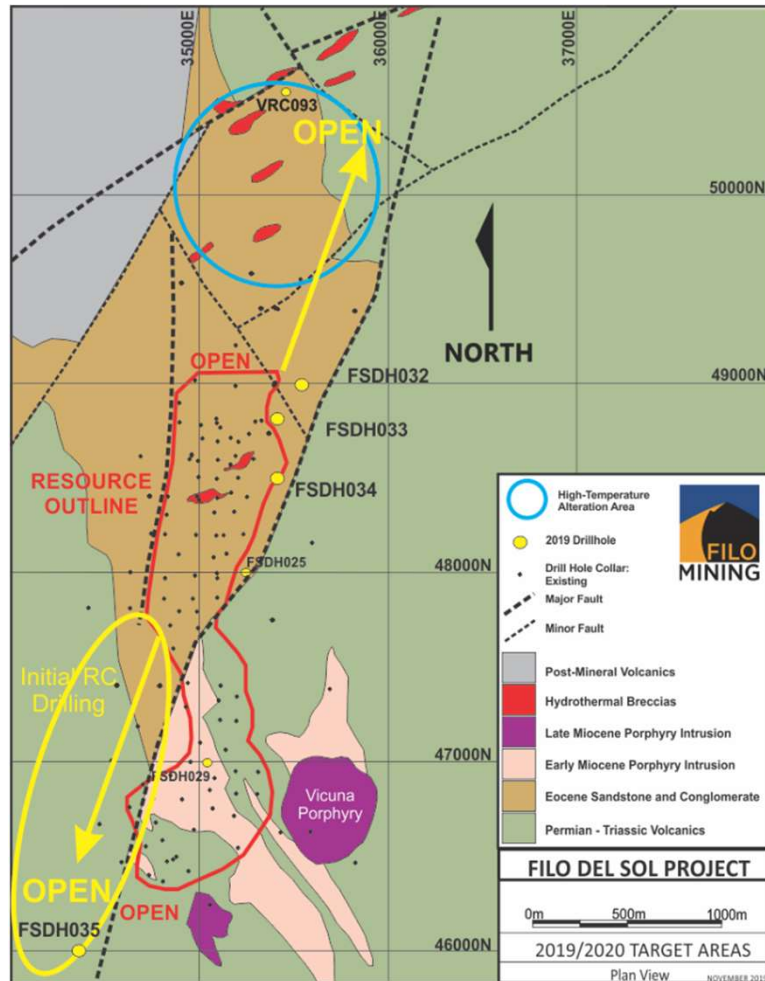
FSDH025 TO VRC093 IS 3KM LONG AND REPRESENTS AN UNTESTED TARGET AT DEPTH

- » Successful 2018/19 drill campaign extended depth of mineralization to 1,025m
- » Resource remains open North to South and at depth
 - Continuous mineralization - Potential strike length could increase to 5 km
(VRC093 in 2015 - 2km to the north intersected similar mineralization at the bottom of the hole)

0 1000M



EXPLORATION PLAN



- » New interpretation from 2018/19 surface geology mapping
- » Supported by new 3D IP data
- » Opens expansion potential to North East (NE) and South West (SW)
- » SW “Tamberias West” to be tested by RC drilling
- » NE stepping out from successful FSDH032



INDICATED AND INFERRED RESOURCE

Cu
Copper

Cu
INDICATED **3.1 Billion lbs**

Cu
INFERRED **1.0 Billion lbs**

Au
Gold

Au
INDICATED **4.4 Million oz**

Au
INFERRED **1.8 Million oz**

Ag
Silver

Ag
INDICATED **146.9 Million oz**

Ag
INFERRED **34.8 Million oz**

Refer to slide 13 for additional details regarding the reporting of the Filo del Sol resources statement.

MINERAL RESOURCE



Zone	Cutoff	Category	Tonnes (millions)	Cu (%)	Au (g/t)	Ag (g/t)	Lbs Cu (millions)	Ounces Au (thousands)	Ounces Au (thousands)
Oxide	* See notes	Indicated	349.6	0.34	0.32	12.6	2,656	3,623	141,364
		Inferred	103.9	0.26	0.32	8.7	585	1,083	29,067
Sulphide	0.30% CuEq	Indicated	75.5	0.27	0.34	2.2	451	813	5,374
		Inferred	71.2	0.30	0.33	2.5	469	751	5,743
Total		Indicated	425.1	0.33	0.32	10.7	3,107	4,436	146,738
		Inferred	175.1	0.27	0.33	6.2	1,054	1,834	34,811

Notes to accompany Filo del Sol Mineral Resource table:

1. Mineral Resources have an effective date of 11 July 2018;
2. The Qualified Person for the resource estimate is James N. Gray, P.Geo. of Advantage Geoservices Ltd.;
3. The Mineral Resources were estimated in accordance with the CIM Definition Standards for Mineral Resources and Reserves;
4. Sulphide copper equivalent (CuEq) assumes metallurgical recoveries of 84% for copper, 70% for gold and 77% for silver based on similar deposits, as no metallurgical testwork has been done the Sulphide mineralization, and metal prices of \$3/lb copper, \$1300/oz gold, \$20/oz silver. The CuEq formula is: $CuEq=Cu+Ag*0.0089+Au*0.5266$;
5. All figures are rounded to reflect the relative accuracy of the estimate;
6. Mineral Resources are not Mineral Reserves and do not have demonstrated economic viability;
7. The resource was constrained by a Whittle® pit shell using the following parameters: Cu \$3/lb, Ag \$20/oz, Au \$1300/oz, slope of 45°, a mining cost of \$2.50/t and an average process cost of \$13.26/t;
8. Cutoff grades are 0.2 g/t Au for the AuOx material, 0.15% CuEq for the CuAuOx material and 20 g/t Ag for the Ag material. These three mineralization types have been amalgamated in the Oxide total above. CuAuOx copper equivalent (CuEq) assumes metallurgical recoveries of 82% for copper, 55% for gold and 71% for silver based on preliminary metallurgical testwork, and metal prices of \$3/lb copper, \$1300/oz gold, \$20/oz silver. The CuEq formula is: $CuEq=Cu+Ag*0.0084+Au*0.4239$.



POSITIVE PFS (JAN 2019)

Filo Mining | Corporate Presentation | February 2020

FILO DEL SOL – PFS RESULTS SUMMARY



Cu
Copper

After-Tax NPV (8%)
\$1.28b

Avg. Annual Cu Production
67 kt

Au
Gold

After-Tax IRR
23%

Payback
3.4 Yrs

Avg. Annual Au Production
159 koz

Ag
Silver

C1 Cash Cost
\$1.23/lb CuEq

Avg. Annual Ag Production
8,653 koz

PRE-FEASIBILITY RESULTS



FILO DEL SOL – PFS RESULTS – January 2019

Pre-Tax NPV (8%)	(\$B)	\$1.86
Pre-Tax IRR	(%)	27%
After-Tax NPV (8%)	(\$B)	\$1.28
After-Tax IRR	(%)	23%
Undiscounted After-Tax Cash Flow	(\$B)	\$3.23
Initial Capital Cost	(\$B)	\$1.27
Sustaining Capital Cost	(\$B)	\$0.22
Life of Mine C1 Cash Cost (co-product)	(\$/lb CuEq)	\$1.23
Nominal Process Capacity	(t/d)	60,000
Mine Life	(yrs)	13
Avg. annual copper produced	(t)	67,000
Avg. annual gold produced	(oz)	159,000
Avg. annual silver produced	(oz)	8,653,000
Avg. copper process recovery	(%)	80%
Avg. gold process recovery	(%)	70%
Avg. silver process recovery	(%)	82%

PFS METALS
PRICES
ASSUMED

Cu

\$3.00/lb

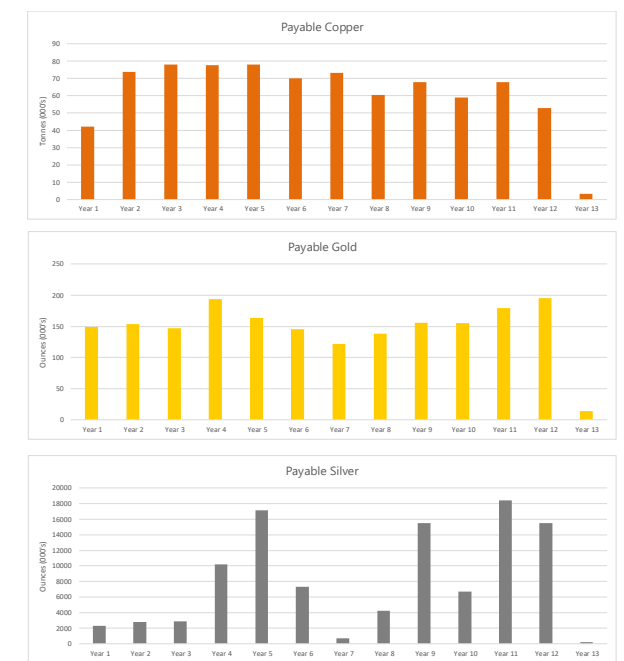
Au

\$1,300/oz

Ag

\$20/oz

ANNUAL METAL PRODUCTION PROFILES



A National Instrument 43-101 – Standards of Disclosure for Mineral Projects (“NI 43-101”) Technical Report, entitled “*NI 43-101 Technical Report, Pre-feasibility Study for the Filo del Sol Project*”, dated February 22, 2019, with an effective date of January 13, 2019, that summarizes the results of the PFS and incorporates the initial mineral reserve statement for Filo del Sol is available on SEDAR www.sedar.com and on the Company’s website (the “Technical Report”). For readers to fully understand the information in this presentation, they should read the Technical Report in its entirety, including all qualifications, assumptions and exclusions that relate to the PFS. The Technical Report is intended to be read as a whole, and sections should not be read or relied upon out of context.

PROBABLE MINERAL RESERVES



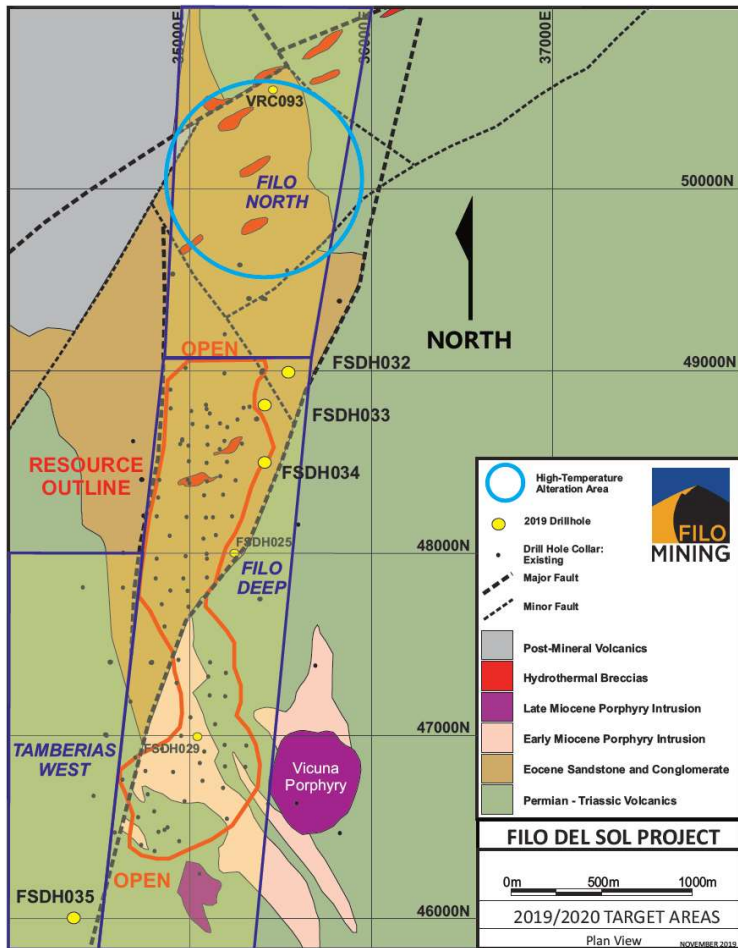
FILO DEL SOL MINERAL RESERVE STATEMENT (@ 0.01 \$/T NVPT CUT-OFF)

Category (all domains)	Tonnage	Grade				Contained Metal		
	(Mt)	Cu (%)	Au (g/t)	Ag (g/t)	NVPT (\$/t)	Cu (M lbs)	Au (K oz)	Ag (K oz)
Proven	–	–	–	–	–	–	–	–
Probable	259.1	0.39	0.33	15.1	25.30	2,226	2,764	126,028
Total Proven and Probable	259.1	0.39	0.33	15.1	25.30	2,226	2,764	126,028

Notes to accompany Filo del Sol Mineral Reserves table:

1. Mineral Reserves have an effective date of 13 January 2019. The Qualified Person for the estimate is Mr. Jay Melnyk, P.Eng. of AGP Mining Consultants, Inc.
2. The Mineral Reserves were estimated in accordance with the CIM Definition Standards for Mineral Resources and Reserves;
3. The Mineral Reserves are supported by a mine plan, based on a pit design, guided by a Lerchs Grossmann (LG) pit shell. Inputs to that process are:
 - Metal prices of Cu \$3.00/lb, Ag \$20/oz, Au \$1300/oz;
 - Mining cost of \$2.00/t;
 - An average processing cost of \$9.73/t;
 - General and administration cost of \$2.02/t processed;
 - Pit slope angles varying from 29 to 45 degrees, inclusive of geotechnical berms and ramp allowances;
 - Process recoveries were based on rocktype. The average recoveries applied were 83% for Cu, 73% for Au and 80% for Ag, which exclude the adjustments for operational efficiency and copper recovered as precipitate which were included in the financial evaluation;
4. Dilution and Mining Loss adjustments were applied at ore/waste contacts using a mixing zone approach. The volumes of dilution gain and ore loss were equal, resulting reductions in grades of 1.0%, 1.3% and 1.0% for Cu, Au and Ag respectively;
5. Ore/Waste delineation was based on a Net Value Per Tonne (NVPT) breakeven cut-off considering metal prices, recoveries, royalties, process and G&A costs as per LG shell parameters stated above;
6. The life-of-mine (LOM) stripping ratio in tonnes is 1.52:1;
7. All figures are rounded to reflect the relative accuracy of the estimate. Totals may not sum due to rounding as required by reporting guidelines.

NEXT STEPS



Execute on 2019/2020 field season; Plan to drill ~10,000m, drilling well underway



Drilling results expected through April 2020



Ongoing environmental studies and data collection in support of project permitting



Initiate metallurgical testwork on sulphide material

EXPERIENCED MANAGEMENT TEAM

EXPERTISE IN EXPLORATION, PROJECT STUDIES, FINANCING



Management



ADAM LUNDIN
CEO

- » Appointed as President and CEO in September 2017, Adam is focused on the future and helping Filo Mining achieve its long-term strategic goals.
- » Brings years of international finance and capital markets experience to Filo Mining, complementing the strong technical team.
- » Previously co-head of Pareto Securities London office.



JAMIE BECK
President

- » More than 15 years of international project management and corporate development experience.
- » Former Vice President, Corporate Development and Projects of Josemaría Resources and Filo Mining.
- » Previously with Lundin Mining.
- » Registered Professional Engineer, Bachelor of Applied Science from Queen's University and an MBA from the University of British Columbia.



JEFF YIP
Chief Financial Officer

- » Also CFO of NGEx Minerals Ltd.
- » Previously with Ernst & Young, Rusoro Mining, and RB Energy.
- » Bachelor of Commerce from the University of British Columbia.
- » Member of the Chartered Professional Accountants of British Columbia (CPA, CA).



WOJTEK WODZICKI
Technical Consultant

- » Exploration Geologist with 30 years of international exploration experience. Doctorate in Geosciences from the University of Arizona. P.Ge. (BC)
- » President and CEO of NGEx Minerals Ltd.
- » Previously CEO Filo Mining, Josemaría Resources and Sanu Resources.
- » Exploration and Business Development roles with Lundin Mining and Teck.



BOB CARMICHAEL
Vice President Exploration

- » Also Vice President Exploration of NGEx Minerals Ltd. & Josemaría Resources.
- » Previously with Lundin Mining.
- » Previously a director and first Vice President of the Association for Mineral Exploration British Columbia (AME BC) and sat on the technical committee for Geoscience BC.
- » Registered Professional Engineer, Bachelor of Applied Science from the University of British Columbia.



BRENDA NOWAK
Corporate Secretary

- » 25 years of experience with public companies within the mining industry.
- » Also Corporate Secretary of NGEx Minerals Ltd.
- » Previously with Kaminak Gold Corporation, Capstone Mining Corp. and Stornoway Diamond Corporation, to name a few.
- » Involved in all aspects of the administration of publicly listed companies including legal and regulatory compliance.

STRONG & REPUTABLE BOARD

EXPERTISE IN EXPLORATION, PROJECT STUDIES, FINANCING, M&A TRANSACTIONS



Board



LUKAS LUNDIN
Chairman

- » Successful entrepreneur focused on natural resources.
- » Has led numerous companies through successful M&A.
- » Graduate of the New Mexico Institute of Mining and Technology.
- » Currently sits on the Board of a number of publicly traded companies.



ALESSANDRO BITELLI

- » Over 30 years of experience in the resource industry and in public accounting, both in North America and Europe.
- » Member of the senior management team at the Lundin Group of Companies, he currently holds the position of Executive VP and Chief Financial Officer of Lundin Gold.
- » Previously with Red Back Mining and Orca Gold.



PABLO MIR

- » Practices natural resources law with focus on mining.
- » Senior partner of the Chilean law firm Bofill Mir & Alvarez Jana, where heads the natural resources practice.
- » Has advised mining companies on the exploration, development, financing, construction, and acquisitions of mining projects in Chile, Argentina, and around the world.



ADAM LUNDIN
CEO

- » Appointed as President and CEO in September 2017, Adam is focused on the future and helping Filo Mining achieve its long-term strategic goals.
- » Brings years of international finance and capital markets experience to Filo Mining, complementing the strong technical team.
- » Previously co-head of Pareto Securities London office.



PAUL MCRAE

- » Distinguished global reputation in project and construction management for both surface and underground projects.
- » Most recently responsible for the development of Lundin Mining Corporation's Eagle Mine in Northern Michigan.
- » Leadership of numerous other projects in Australia, Canada, Spain, Portugal and South America.



WOJTEK WODZICKI

- » Exploration Geologist with 30 years of international exploration experience. Doctorate in Geosciences from the University of Arizona. P.Geo. (BC)
- » President and CEO of NGEx Minerals Ltd.
- » Previously CEO Filo Mining, Josemaria Resources and Sanu Resources.
- » Exploration and Business Development roles with Lundin Mining and Teck.



ASHLEY HEPPESTALL

- » Previously President and CEO of Lundin Petroleum and other public companies associated with the Lundin family.
- » Degree in Mathematics from Durham University.
- » Currently sits on the Board of a number of publicly traded companies.

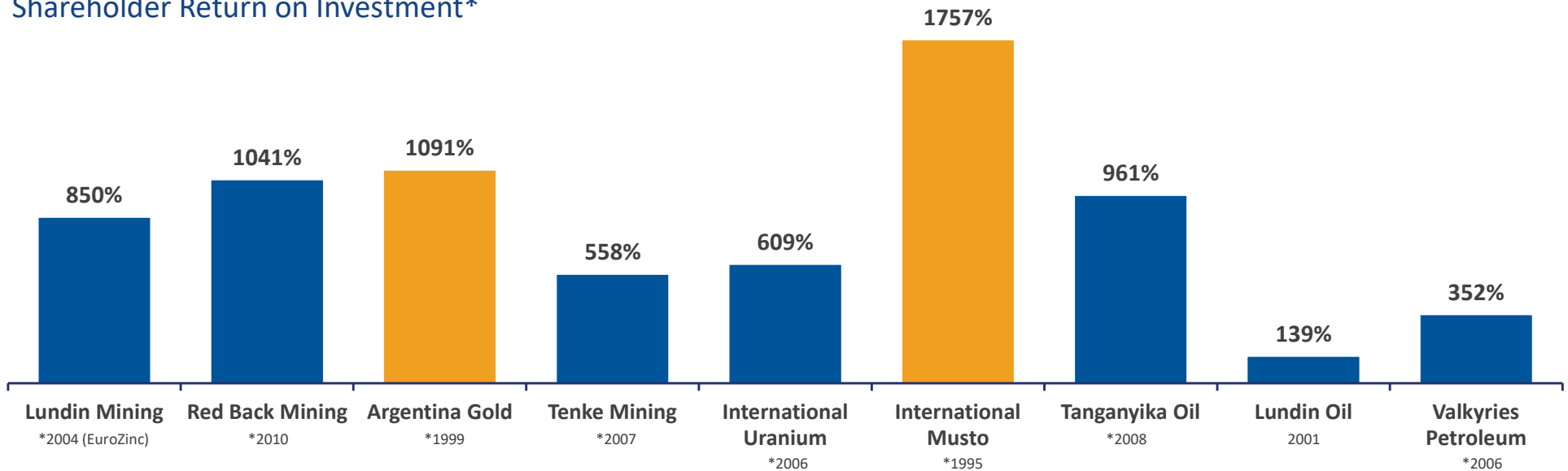
A LUNDIN GROUP COMPANY



Creating Value for Shareholders

The Lundin Group of Companies has a record of creating substantial value for shareholders. Past projects have generated **some \$15.8 billion.**

Shareholder Return on Investment*



* Year is date of takeover, except Lundin Mining and International Uranium where the year is immediately preceding merger



Filo Mining | Corporate Presentation

CONTACT US

filo-mining.com

Filo Mining Corp.

Suite 2000 - 885 West Georgia Street
Vancouver, BC, V6C 3E8 Canada

FOR MORE INFORMATION CONTACT

Amanda Strong

Investor Relations Canada
info@filo-mining.com
+1 604 806 3585

Robert Eriksson

Investor Relations and Media Sweden
reriksson@rive6.ch
+46 70 111 2615

TSXV: FIL | Nasdaq First North Growth Market: FIL

